

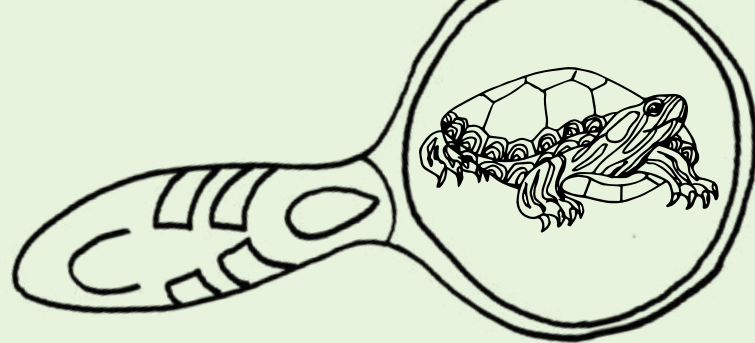


Turtle Pond Discovery Journal

Supported by The Dr. Mortimer and Theresa Sackler Foundation

Name

Date of Visit



Welcome, Park Explorer!

This journal is your guide to exploring Turtle Pond as a **designer**, a **gardener**, and a **naturalist**. By completing the challenges on these pages, you'll discover how designers, gardeners, and naturalists are also **stewards**, or caretakers, of this special place. With millions of visitors each year, it takes a lot of hard work to keep Central Park's landscapes healthy and beautiful.

The Central Park Conservancy is the official steward of Central Park. But we need your help, too! As you explore Turtle Pond, follow the Park Explorer's Code of Conduct:

✓ **Stay on the path.**

Walking off of pathways can damage plants and disturb animals.

✓ **Take pictures, not souvenirs.**

If every visitor took home a flower or leaf, there wouldn't be any left in the Park.

✓ **Put trash in its place.**

Litter pollutes the Park and can be harmful to animals.


✓ **Keep wildlife wild.**

Human food is for human beings, not animals.

✓ _____

✓ _____

Add one more guideline for Park Explorers to follow, so they can be stewards, too!



Discover!

As you explore Turtle Pond, pay close attention to the differences between the water, the shoreline, and the surrounding landscape.

In/on the water, I notice...

Along the shoreline, I notice...

In the surrounding landscape I notice...




One Pond, Two Views

A large reservoir of water once existed where Turtle Pond and the Great Lawn are today. After the reservoir was filled in, Park designers created Turtle Pond, and chose the location of trees and shoreline plants. Designers integrated the natural overlook of Vista Rock into the carefully planned landscape to create dramatic views from Belvedere Castle and from the shore. They designed paths for visitors to explore these views without harming the landscape.

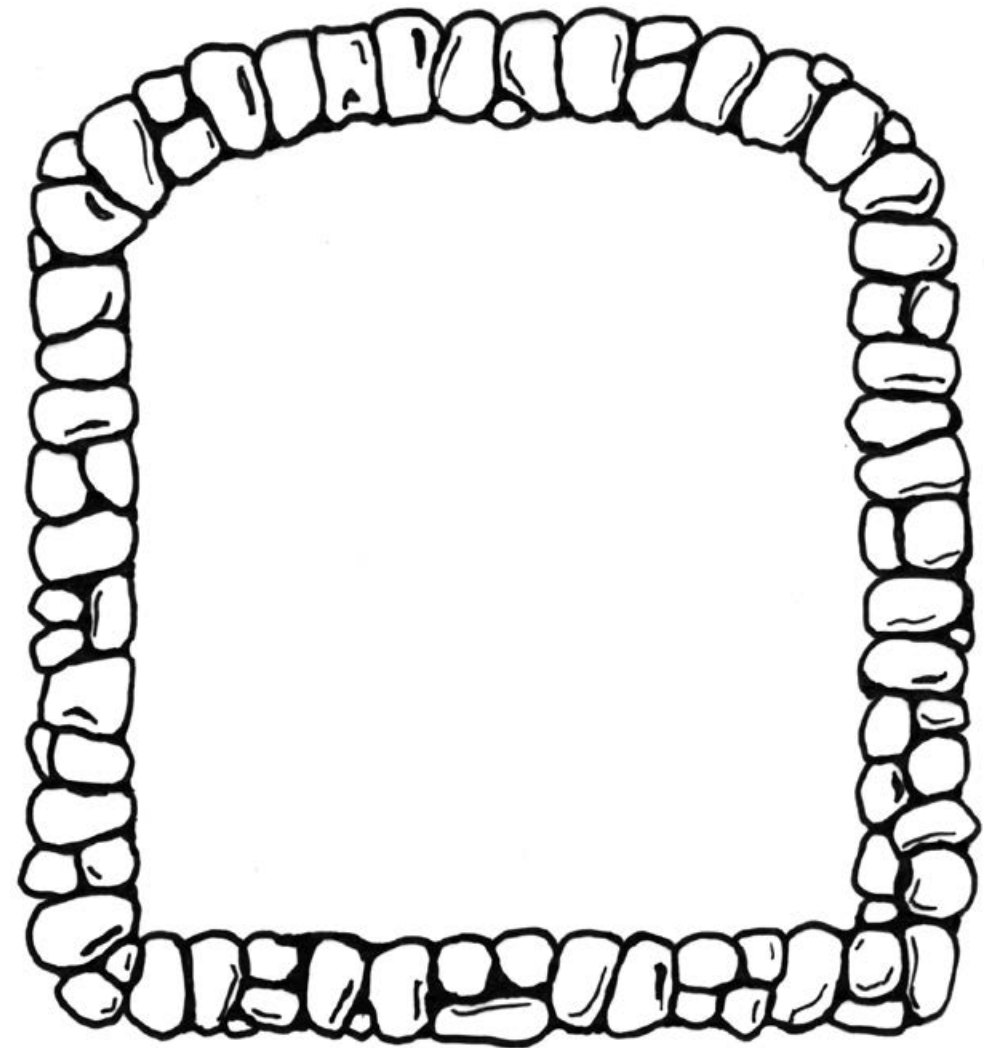
Discover!

In the frame below, draw your view of Turtle Pond from the shore!



Discover!

In the frame below, draw your view of Turtle Pond from Belvedere Castle!



Something I can only see from the shore of Turtle Pond is...


Something I can only see from Belvedere Castle is...

Who Keeps Turtle Pond Healthy?

Gardeners work hard to keep Turtle Pond healthy for the plants and animals that live there. Here are just some of the things a gardener may do during the day:

ONGOING TURTLE POND PROJECTS

- ✓ Add plants that protect the shoreline and provide habitat for animals.
- ✓ Add fences to help protect sensitive plantings and wildlife.
- ✓ Cut back old plants to allow new plants to grow.
- ✓ Remove litter to keep the water clear.
- ✓ Lower the level of the water before it rains to prevent Turtle Pond from flooding.
- ✓ Test the water to make sure it is healthy for wildlife.
- ✓ Teach visitors about Turtle Pond and its history.



Some shoreline plants are adapted for living on dry land, just at the edge of the water. Other shoreline plants are adapted to growing right in the water! All shoreline plants have deep roots that hold the soil in place. Gardeners arrange these plants close together to prevent the soil from washing away.

Discover!

Record and compare the plants you observe along the shoreline.

TURTLE POND SHORELINE STUDY



Shoreline Edge

I notice that shoreline plants living in the water...

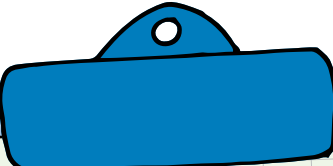
I notice that shoreline plants living along the edge...

Not Just for People!





Urban **naturalists** study the plants and animals living in cities. Turtle Pond is a habitat for many animals that live in New York City for some or all of the year, providing them with food, shelter, space, and water. Naturalists teach others about the importance of places like Turtle Pond by recording and sharing what they observe.

Discover!

Complete the Animal Survey by recording the number and type of animals you observe.



TURTLE POND ANIMAL SURVEY

	Water	Shoreline	Surrounding Landscape
 Birds			
 Fish			
 Turtles			
 Insects			
Other			

Discover!

Complete the Animal Card for one animal you observe while exploring Turtle Pond.

TURTLE POND ANIMAL CARD

Name

Draw animal here!

Location ☐ Water ☐ Tree ☐ Plant ☐ Fence ☐ Rock ☐ Pathway

☐ Other _____

Habitat ☐ Turtle Pond ☐ Shoreline ☐ Surrounding Landscape

Behavior ☐ Eating ☐ Flying ☐ Singing ☐ Resting ☐ Climbing

☐ Swimming ☐ Crawling ☐ Drinking ☐ Building

☐ Other _____

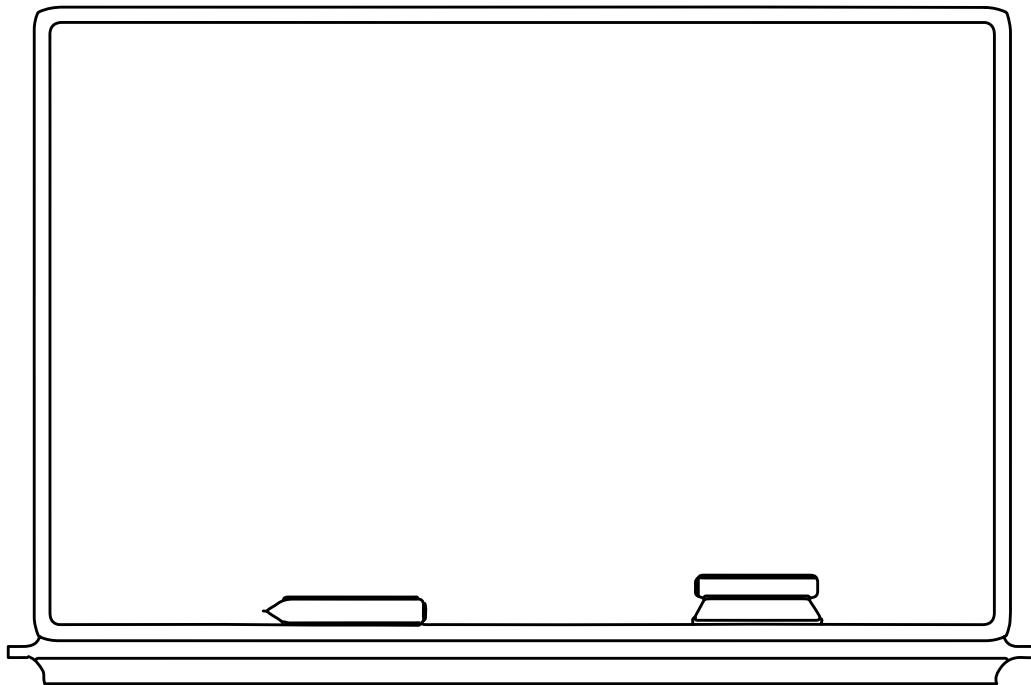
Interesting Observation

Central Park is MY Park!

You are one of millions of people who visit Central Park every year! With so many visitors, it takes a lot of hard work to keep Central Park's landscapes healthy and beautiful. The Central Park Conservancy is the official steward, or caretaker, of Central Park. By following the Park Explorer's Code of Conduct, you are a Central Park steward, too! Sharing why Central Park is important to you and teaching others about your discoveries is another way to be a **steward**.

Discover!


Share your favorite Turtle Pond discovery!



This is...

I'm sharing this because...

Being an urban park steward is important because...



Healthy Cities Need Healthy Parks!

Turtle Pond is one of many special places in Central Park where people can enjoy and explore the outdoors. Since urban parks provide so many benefits to people, people need to be stewards of urban parks – including Central Park!

Steward




Discover Central Park!

The Central Park Conservancy offers a variety of Discovery Programs to help children explore Central Park and develop skills for inquiry, all in the world's greatest outdoor classroom.

Learn more: centralparknyc.org/discovery

Discovery Programs are generously supported by
The Dr. Mortimer and Theresa Sackler Foundation.

Share photos from today! #discovercentralpark

   @centralparknyc

Illustrations by Anne Yen.

© 2018 Central Park Conservancy All Rights Reserved